

GOVERNANCE

**Empowerment and simplification processes for a
digital and good governed South Adriatic**

Multifunctional Hub User Guide

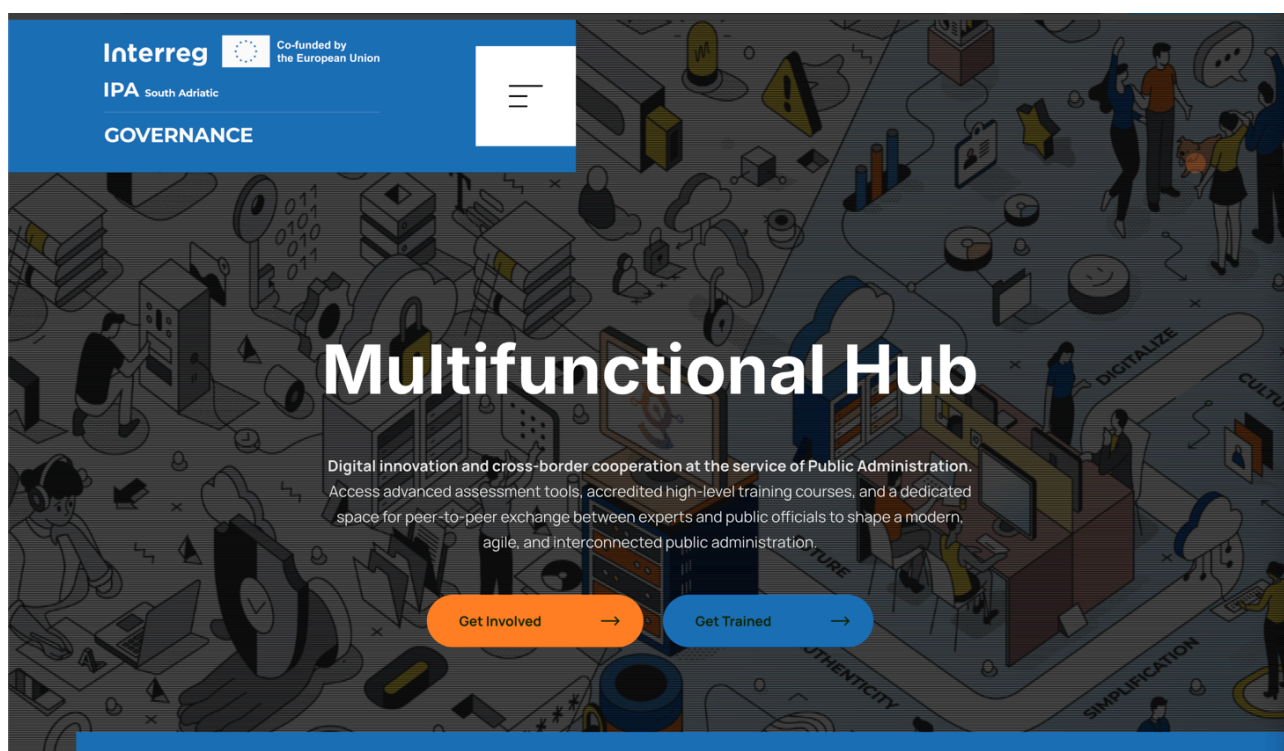
Registration & Login

April 23, 2026

Home

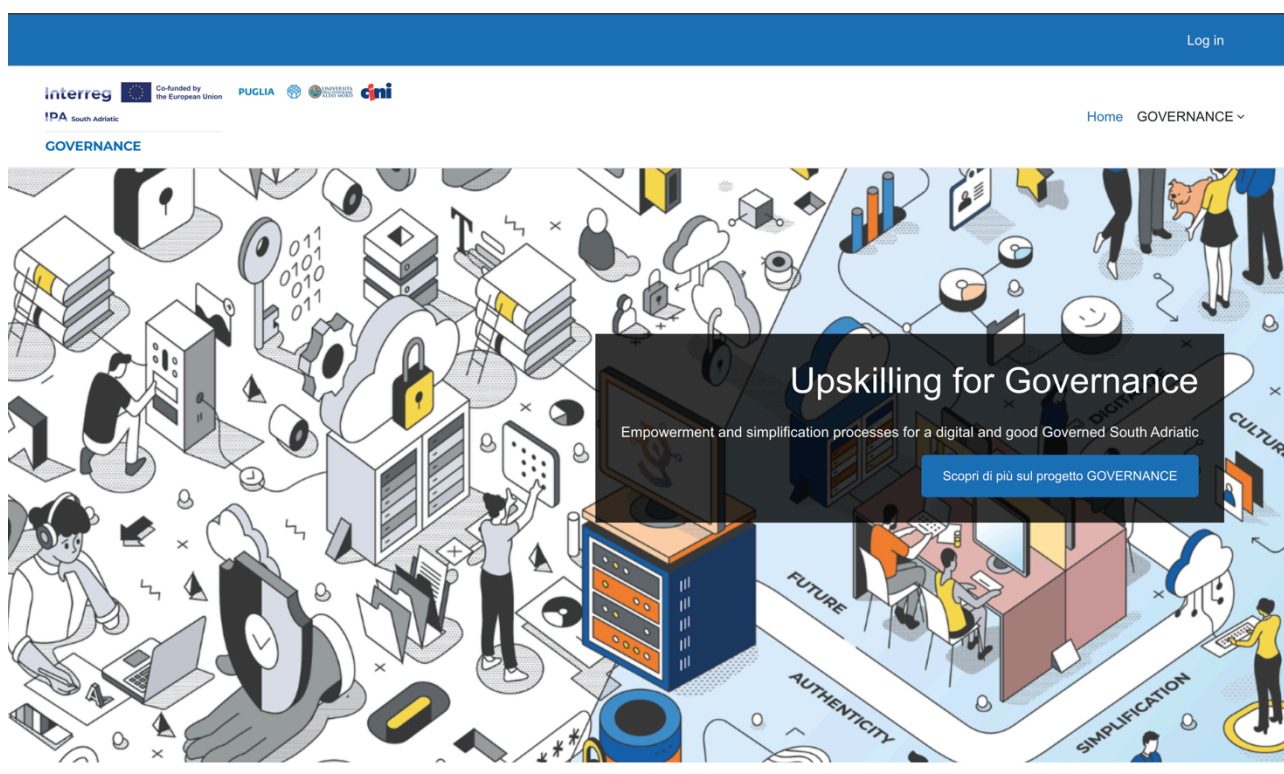
The **Multifunctional Hub (MH) platform**, a single point of access to Knowledge Center, Community and E-learning resources is available at the following link:

<https://interreg-governance.regione.puglia.it/>



The E-learning platform of the MH is directly accessible at the following link:

<https://upskilling-governance.regione.puglia.it/>

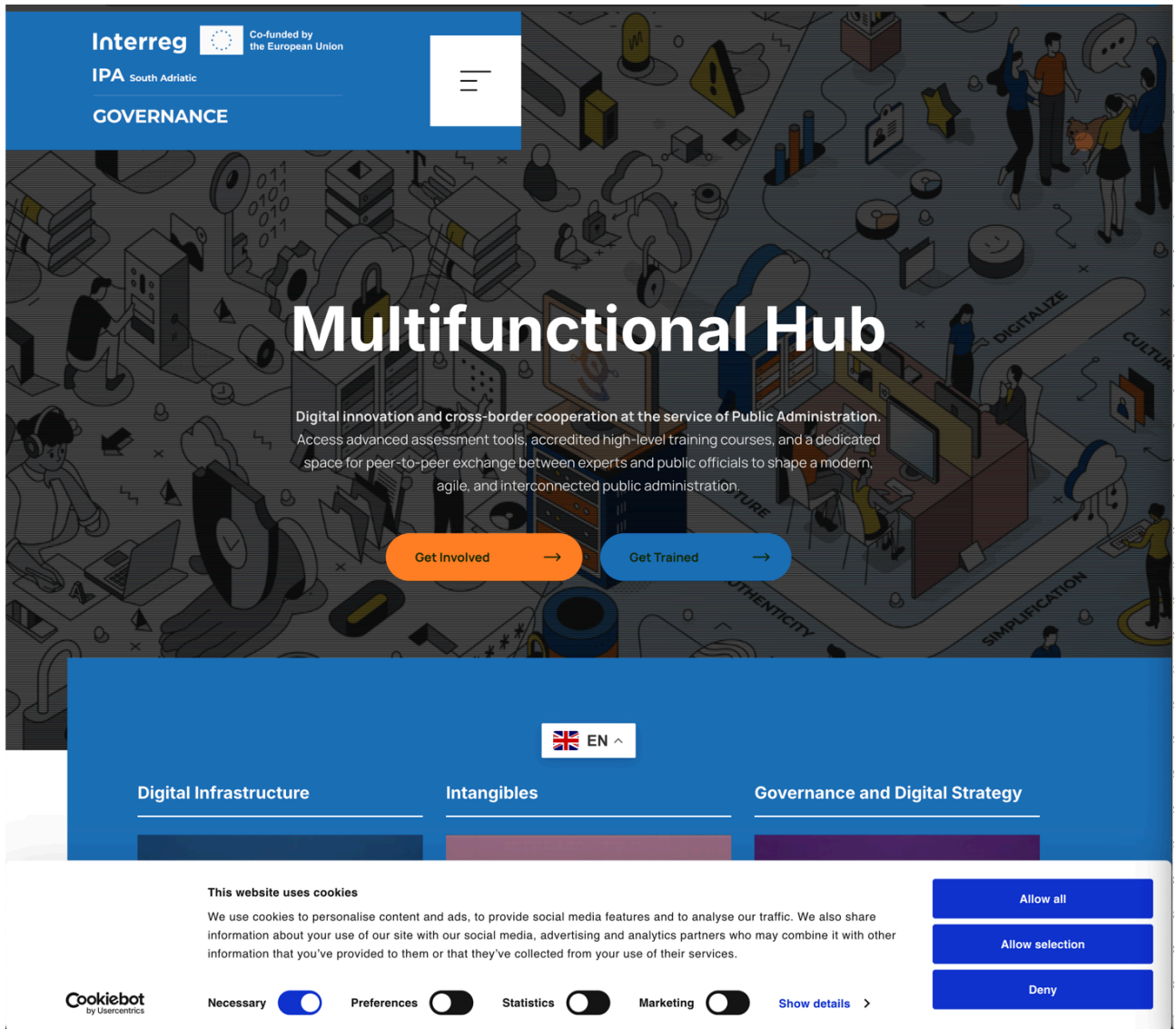


GOVERNANCE

Cookie Preferences

On both platforms you must accept the use of cookies to continue browsing (see below).






Multifunctional Hub



The screenshot displays the website's interface. At the top left, the navigation menu includes the Interreg logo, the European Union flag, the text 'Co-funded by the European Union', 'IPA South Adriatic', and 'GOVERNANCE'. A hamburger menu icon is located to the right of the navigation bar. The main banner features a dark background with a complex illustration of digital and administrative elements. The title 'Multifunctional Hub' is prominently displayed in white. Below the title, a paragraph describes the hub's focus on digital innovation and cross-border cooperation for public administration. Two buttons, 'Get Involved' (orange) and 'Get Trained' (blue), are positioned below the text. A language selector shows 'EN' with a flag icon. Below the banner, three categories are listed: 'Digital Infrastructure', 'Intangibles', and 'Governance and Digital Strategy'. At the bottom, a Cookiebot cookie consent banner is visible, containing the text 'This website uses cookies', a detailed explanation of cookie usage, and three buttons: 'Allow all', 'Allow selection', and 'Deny'. The banner also includes a 'Necessary' toggle (checked), 'Preferences', 'Statistics', and 'Marketing' toggles (unchecked), and a 'Show details' link.


E-learning platform

[Log in](#)



Co-funded by the European Union




[Home](#)
[GOVERNANCE](#)

GOVERNANCE



Upskilling for Governance

Empowerment and simplification processes for a digital and good Governed South Adriatic


Scopri di più sul progetto GOVERNANCE

UPSKILLING FOR GOVERNANCE - Corso completo

Il Corso di Alta Formazione "Upskilling for GOVERNANCE" si inserisce nell'ambito del programma di formazione del progetto GOVERNANCE. E' un'iniziativa strategica pluriennale, ad alto impatto, promossa dalla Regione Puglia, in collaborazione con l'Università degli Studi di Bari "Aldo Moro", il CINI – Consorzio Interuniversitario Nazionale per l'Informatica e ANCI Puglia. Il corso nasce con un obiettivo chiaro: rafforzare le competenze della Pubblica Amministrazione Locale, fornendo strumenti concreti per affrontare le sfide della digitalizzazione, della semplificazione amministrativa e della gestione efficace dei fondi europei. Pensato su misura per i dipendenti dei Comuni pugliesi, il percorso si sviluppa in moduli tematici, e prevede una parte comune per tutti i partner di progetto ed una personalizzata, costruita sulle esigenze specifiche dei territori coinvolti. La proposta formativa è strutturata per essere

This website uses cookies

We use cookies to personalise content and ads, to provide social media features and to analyse our traffic. We also share information about your use of our site with our social media, advertising and analytics partners who may combine it with other information that you've provided to them or that they've collected from your use of their services.



Necessary
Preferences
Statistics
Marketing
[Show details](#)

Allow all

Allow selection

Deny

GOVERNANCE


Registration & Login

Login

To log in to the Multifunctional HUB, click on the menu icon next to the logo at the top (a white square with three parallel bars).



From the menu that expands, click on **Log In**.



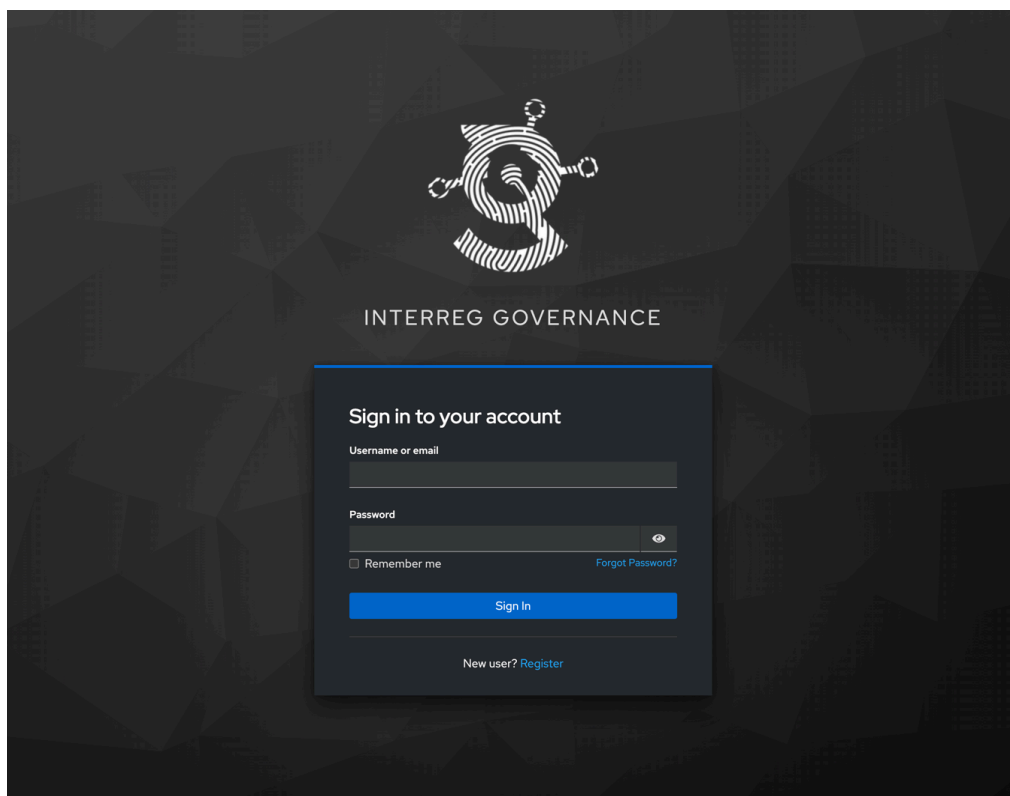
In the e-learning platform, the button to access the login page is located directly at the top right.

GOVERNANCE

The platforms are connected to the same Single Sign-On (SSO) system, which means that:

- There is a single set of credentials to access both portals;
- Clicking on the login button redirects you to the same login screen;
- Logging in to one platform automatically logs you in to the other. **You still have to click log in on the second platform, but you will not need to re-enter your credentials as you will be automatically redirected as a logged in user.**

See below the Login screen of the SSO.

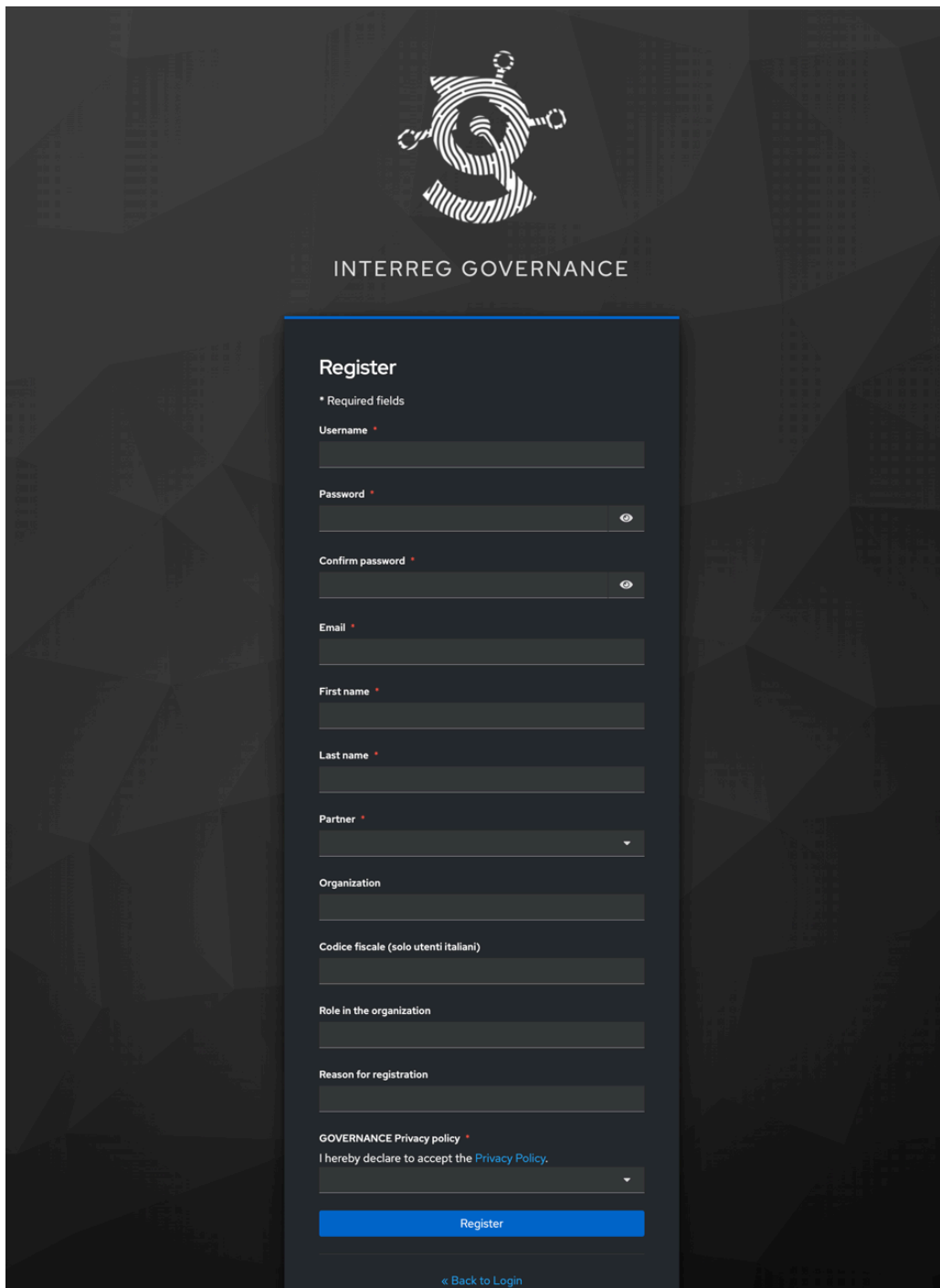


From this screen you can:

- Log in, if you already have credentials;
- Register a new account;
- Recover your password.

Register as a new user

Proceed with registering a new account by clicking on **Register** in the Login page.



The screenshot shows the 'Register' form on the Interreg Governance website. The form is centered on a dark background with the Interreg logo and the text 'INTERREG GOVERNANCE' above it. The form fields are as follows:

- Register** (Section Header)
- * Required fields
- Username *** (Text input)
- Password *** (Text input with eye icon)
- Confirm password *** (Text input with eye icon)
- Email *** (Text input)
- First name *** (Text input)
- Last name *** (Text input)
- Partner *** (Dropdown menu)
- Organization** (Text input)
- Codice fiscale (solo utenti italiani)** (Text input)
- Role in the organization** (Text input)
- Reason for registration** (Text input)
- GOVERNANCE Privacy policy *** (Text input)
- I hereby declare to accept the [Privacy Policy](#).
- Register** (Blue button)
- [« Back to Login](#) (Link)

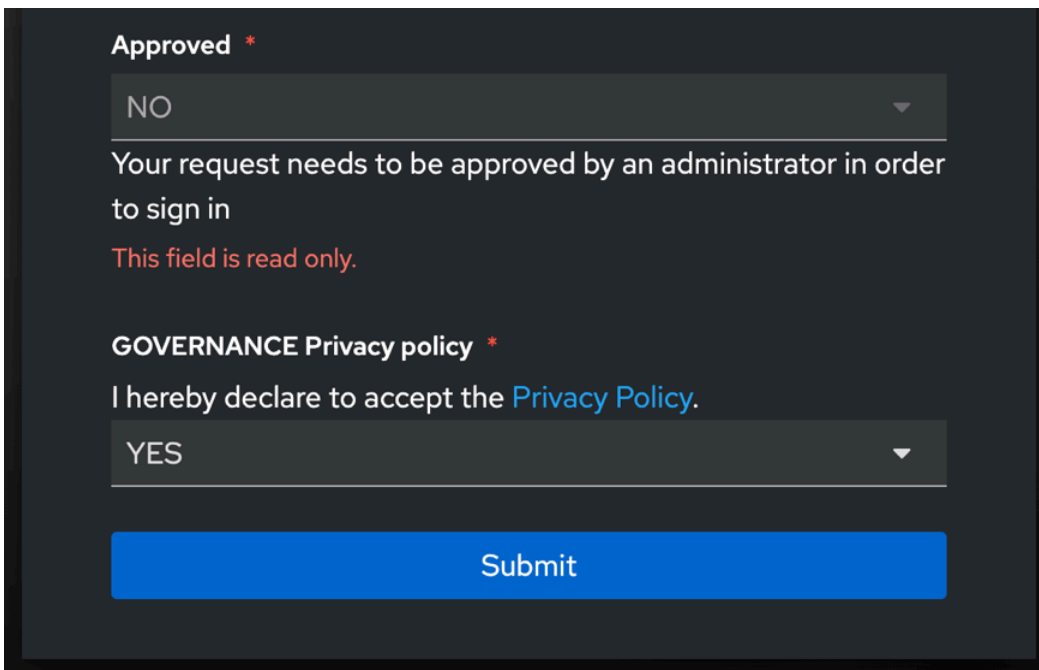
GOVERNANCE

Please note that you must accept the privacy policy by selecting **YES** from the drop-down menu to proceed with registration.

Another required field is the partner name (among those participating in the GOVERNANCE project).

There is a specific field for the "Tax Code" (Codice fiscale). This is only for Italian users (REQUIRED for login with SPID).

After clicking on **Register**, you will return to the same screen and the following message will appear.



Approved *

NO

Your request needs to be approved by an administrator in order to sign in

This field is read only.

GOVERNANCE Privacy policy *

I hereby declare to accept the [Privacy Policy](#).

YES

Submit

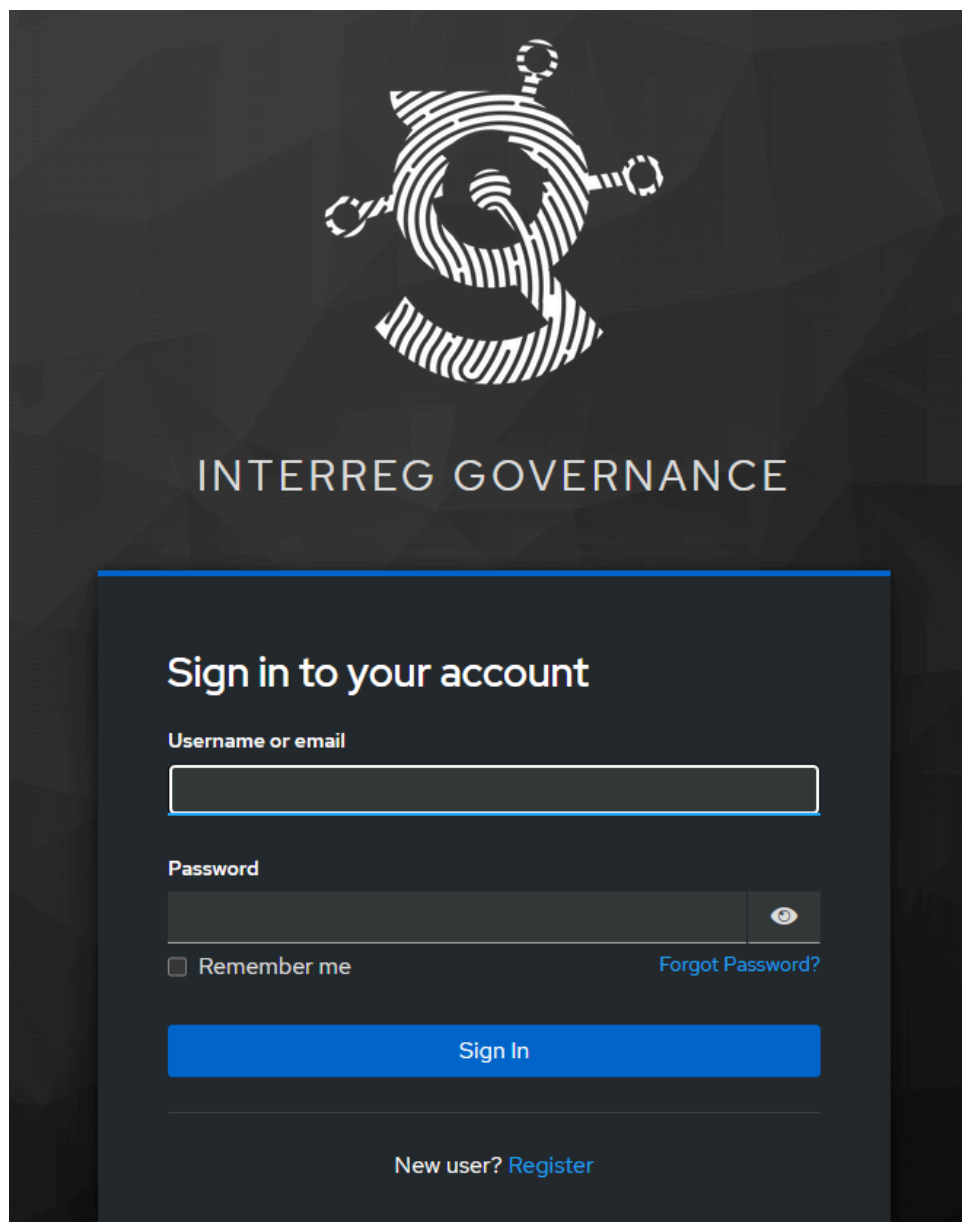
This is because registration must be approved by a platform administrator.

Once approved, the user will receive an approval notification at the email address provided during registration and will then be able to log in as a normal user.

GOVERNANCE

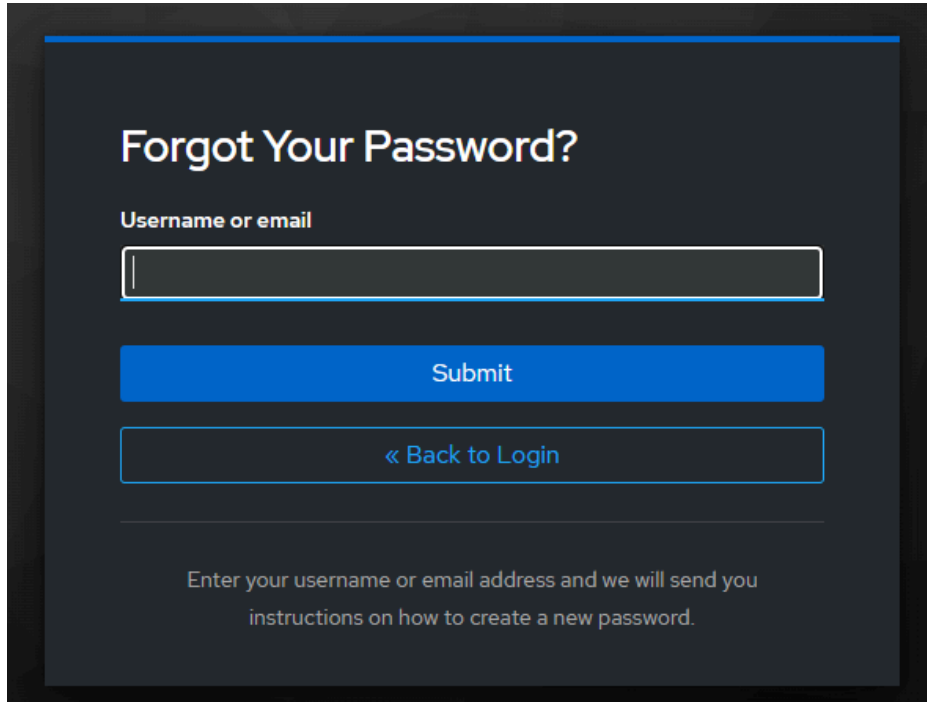
Recover Password

If you forgot your password, click on the specific link in the SSO Login page.



GOVERNANCE

Insert the e-mail of the user and click Submit to receive instructions to reset your password.



Forgot Your Password?

Username or email

Submit

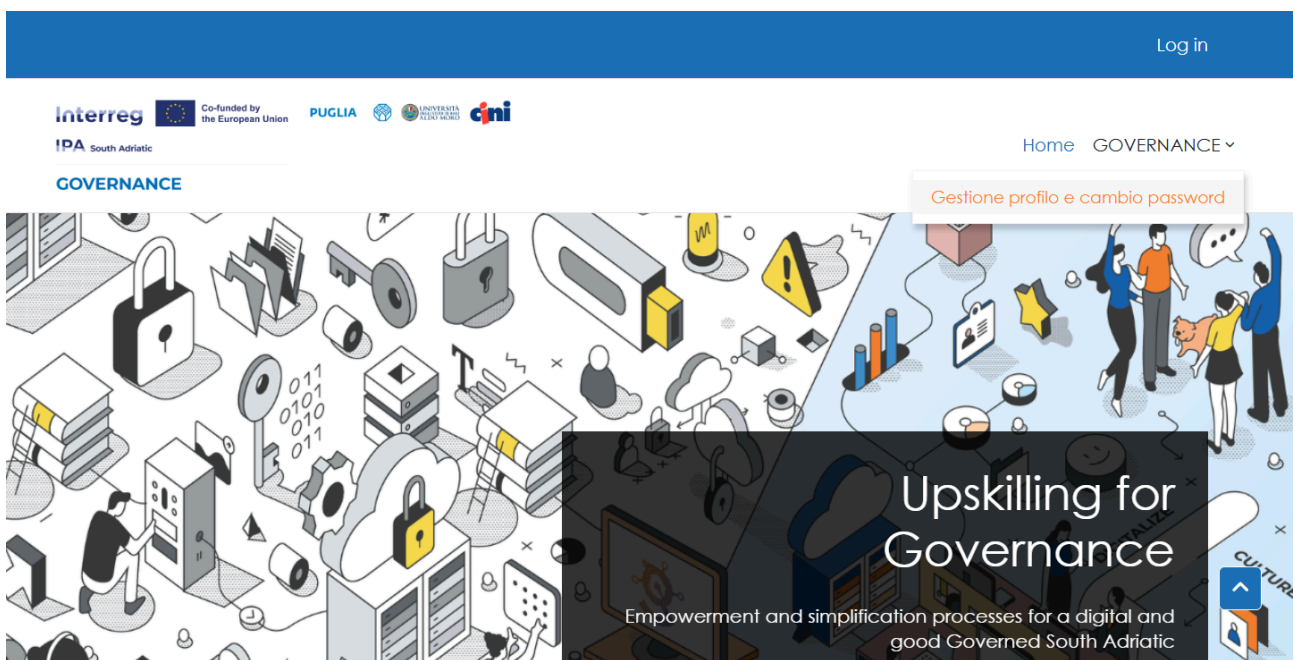
[« Back to Login](#)

Enter your username or email address and we will send you instructions on how to create a new password.

Change Profile Info & Password

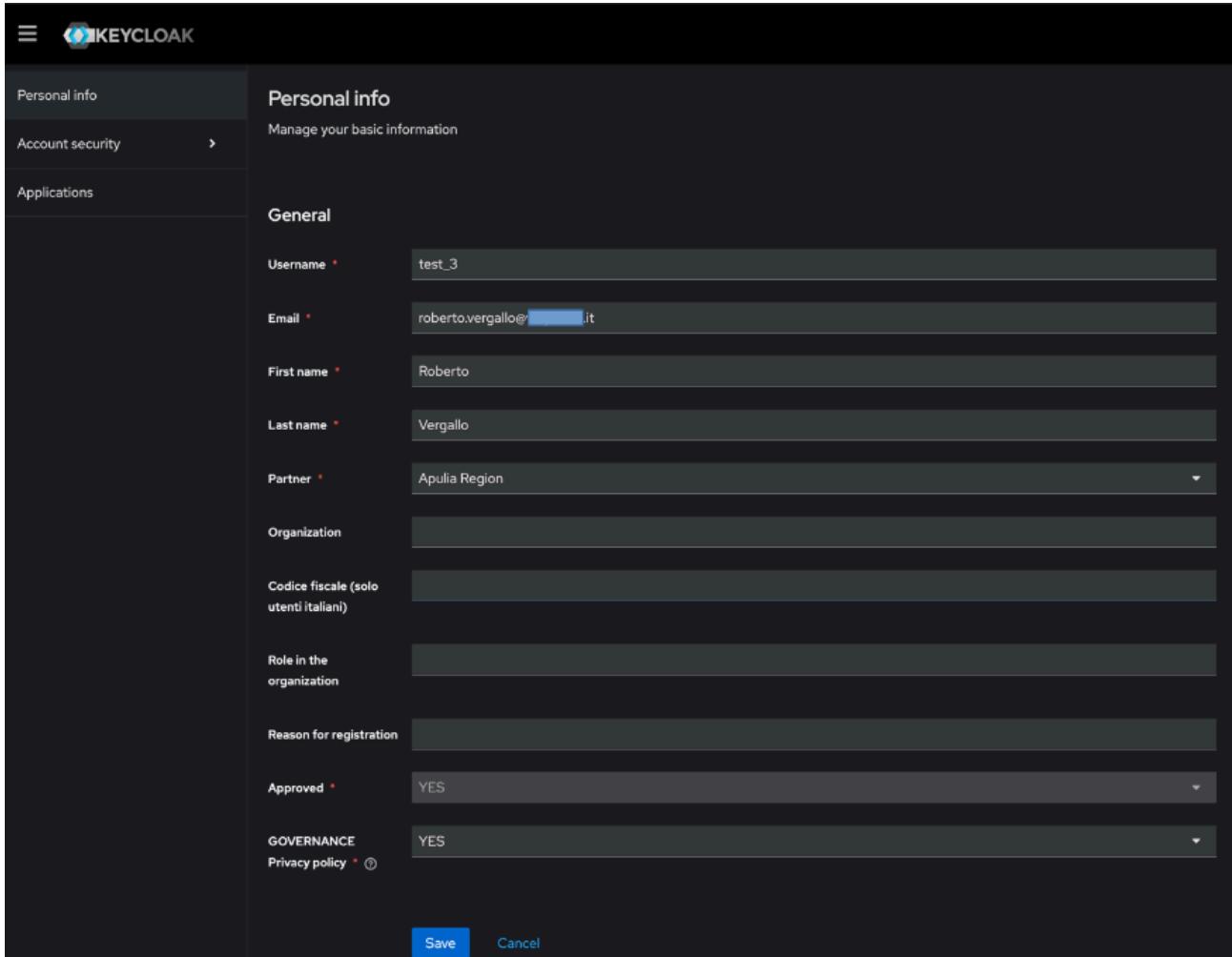
In both platforms, you can access your profile to change your information, including your password.

This feature is actually available on the E-learning portal, the **Profile management and password change** ("Gestione profilo e cambio password") item is available in the GOVERNANCE menu.



GOVERNANCE

In the Personal info Form you can update user information and password.



The image shows a screenshot of the Keycloak user interface for the 'Personal info' form. The form is titled 'Personal info' and has a subtitle 'Manage your basic information'. It is divided into a left sidebar with navigation options: 'Personal info', 'Account security', and 'Applications'. The main content area is titled 'General' and contains several input fields and dropdown menus. The fields are: Username (test_3), Email (roberto.vergallo@...it), First name (Roberto), Last name (Vergallo), Partner (Apulia Region), Organization, Codice fiscale (solo utenti italiani), Role in the organization, Reason for registration, Approved (YES), and GOVERNANCE (YES). There is also a 'Privacy policy' link with an external icon. At the bottom right, there are 'Save' and 'Cancel' buttons.

Field	Value
Username	test_3
Email	roberto.vergallo@...it
First name	Roberto
Last name	Vergallo
Partner	Apulia Region
Organization	
Codice fiscale (solo utenti italiani)	
Role in the organization	
Reason for registration	
Approved	YES
GOVERNANCE	YES